

HOSE CONNECTIONS

Hose connections

Latest update 2016-05-12



DN40 O₂- Hose connection A1 DN40/PN40

Type	Description	Material	Art. No
LOX	Complete with strainer and cap *	Brass	600051759
LIN	Complete with strainer and cap *	Brass	600051760
LAR	Complete with strainer and cap *	Brass	600029558
HP LIN	Complete with strainer and cap *	Brass	600061840

* M55x2 hole in flange, brazed fast.

Protective cap and strainer

Type	Description	Material	Art. No
LOX		Aluminium	1000225
LIN		Aluminium	1000222
LAR		Aluminium	1000205
HP LIN		Aluminium	600061815
All gases	Strainer	SS	1000251
All gases	Retaining ring		1000253



DN40 CO₂- Hose connection A21, A22 DN40/PN40

Type	Description	Material	Art. No
CO ₂	AGA Standard cpl with strainer and cap *	Brass	600053012
N ₂ O	Complete with strainer and cap *	Brass	600225465
CO ₂	AGA Sweden 1 1/4" thread	Brass	600017648
CO ₂	AGA FI/EE/LT/LV (A21= 2 3/4")	Brass	600016576
CO ₂	AGA FI/EE/LT/LV (A22 = 1 1/2")	Brass	600059623
	Protective cap	Aluminium	1000271
All gases	Strainer	SS	1000251

* CO₂ (AGA std), N₂O ; - M55x2 hole in flange, brazed fast.

Technical specification

Hose connections




DN40 - Cryo standard flange connection DN40/PN40 Flange: Ø 150 / Ø110 mm

Type	Description	Flange material	Hose Connection thread Ø	Thread direction	Neck length	Art. No
LOX		SS	60,0	Right	0	1000405
LIN		SS	60,0	Left	0	600100911
LAR		SS	66,0	Left	0	600101600
HP LIN		SS	66,0	Right	0	1000406
CO2 std		SS	60,0	Right	23,5	1000407
CO2	AGA SE Only	SS				1000408

DN50 - Standard flange connection DN50/PN40 Flange: Ø 165 / Ø125 mm (For larger LITS CO² tanks)

Type	Description	Flange material	Hose Connection thread Ø	Thread direction	Neck length	Art.No
CO2 Std		SS	60,0	Right	23,5	600112684
CO2	AGA SE Only	SS				600112685




DN40 - Flanged EURO-connections DN40/PN40 Flange Ø150/ Ø110

Type	Description	Flange material	Hose Connection thread Ø	Thread direction	Neck length	Art. No
LOX		Brass				600043496
LIN/LAR		Brass				600043495
Cu-ring		Brass				600224758

DN65 PN25 Flange to EIGA hose connections

Type	Description	Flange material	Hose Connection thread Ø	Thread direction	Neck length	Art. No
LOX		SS				600039626
LIN		SS				600039614
LAR		SS				600039625

Technical specification



DN65/DN80 Flange connection PN16/PN6

Flanges; DN65: Ø 190 / Ø 150 mm, DN80: Ø 185 / Ø 145, DN40: Ø 150 / Ø 110

Type	Description	Flange material	Hose Connection thread Ø	Thread direction	Neck length	Art. No
LOX	DN80/PN6	Brass	100,0	Right	0	1000220
LIN/LAR	DN80/PN6	Brass		Left	0	1000221
LOX	DN65/PN16*	SS	100,0	Right	0	600102880
LIN/LAR	DN65/PN16*	SS		Left	0	600102882
LIN/LAR	DN40/PN16*	SS/brass	100,0	Left	0	600226696

*Protective caps and strainer included



DN40/DN80 – Protective cap and strainer

Type	Description	Material	Art. No
LOX	Protective cap DN40	Aluminium	1000225
HP LIN	Protective cap DN40	Aluminium	600061815
LIN/LAR	Protective cap DN40	Aluminium	1000222
LAR	Protective cap DN40	Aluminium	1000205
CO2 std	Protective cap DN40	Aluminium	1000271
All gases	Strainer DN40		1000251
LOX	Protective cap, suits both DN80 & DN65	Aluminium	1000224
LIN/LAR	Protective cap, suits both DN80 & DN65	Aluminium	1000223
All gases	Strainer DN80		1000272

Hose couplings



DN40/DN80 – Nut and Sleeve

Type	Description	Material	Art. No
LOX	Nipple/ DN40	Brass	1000226
LIN	Nipple/ DN40	Brass	1000226
LAR	Nipple/ DN40 including guide sleeve	Brass	600035106
CO2	Nipple/ DN40	Brass	1000226
HP LIN	Nipple/ DN40 including guide sleeve	Brass	600035106
All gases	Nipple/ DN80	Brass	600050448
LOX	Nut/DN40	Steel	600050449
LIN	Nut/DN40	Steel	600050466
LAR	Nut/DN40	Steel	600029583
CO2	Nut/DN40	Steel	600053014
HP LIN	Nut/DN40	Steel	600061800
LOX	Nut/DN80	Steel	1000227
LIN/LAR	Nut/DN80	Steel	1000228

DN40/DN80 - Hose coupling consisting of nut and sleeve

Type	Description	Material	Art. No
LOX	DN40	Brass/Steel	600013480
LIN/LAR	DN40	Brass/Steel	600013481
CO2	DN40	Brass/Steel	600225139
LOX	DN80	Brass/Steel	600013482
LIN/LAR	DN80	Brass/Steel	600013483

Hose adapters



DN25/DN50 – For connection between two hoses

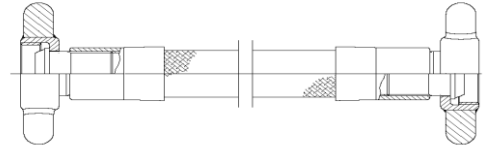
Type	Description	Material	Art.No
LOX	DN25 - 50	Brass	600050498
LIN	DN25 - 50	Brass	600050502
LAR	DN25 - 50	Brass	600029713
CO2	DN25	Brass	600225334
HP LIN	DN25	Brass	600061804



DN80 to DN40 – For connection between two different hose sizes

Type	Description	Material	Art.No
LOX	DN80 to DN40	Brass	600225195
LIN	DN80 to DN40	Brass	600053318
LAR	DN80 to DN40	Brass	600035671
LIN/HP LIN	LIN DN80 to HP LIN DN40	Brass	600113967

Hoses



CHARGING HOSES

Type	Description	Material	Hose size	Art.No
LOX PN25	3.0m complete with connection couplings	S.S./Brass	DN40	600050312
LOX PN25	4.0m complete with connection couplings	S.S./Brass	DN40	600226170
LOX PN25	4.7m complete with connection couplings	S.S./Brass	DN40	600224785
LIN PN25	3.0m complete with connection couplings	S.S./Brass	DN40	600050320
LIN PN25	4.0m complete with connection couplings	S.S./Brass	DN40	600226172
LIN PN25	4.7m complete with connection couplings	S.S./Brass	DN40	600052745
CO2 PN25	3.0m complete with connection couplings	S.S./Brass	DN40	600226173

CHARGING HOSES including steering sleeves (steering sleeves are only present in LAR DN40 & HP LIN hoses).

Type	Description	Material	Hose size	Art.No
LAR PN25	3.0m complete with connection couplings	S.S./Brass	DN40	600029951
LAR PN25	4.0m complete with connection couplings	S.S./Brass	DN40	600030543
LAR PN25	4.7m complete with connection couplings	S.S./Brass	DN40	600030545
HP LIN PN40	3.0m complete with connection couplings	S.S./Brass	DN40	600061910
HP LIN PN40	4.7m complete with connection couplings	S.S./Brass	DN40	600062227
HP LIN PN40	6.0m complete with connection couplings	S.S./Brass	DN40	600063225

CHARGING HOSES

Technical specification

Type	Description	Material	Hose size	Art.No
LIN/LAR PN1 6	3.0m complete with connection couplings	S.S./Brass	DN80	600226966
LIN/LAR PN1 6	4.0m complete with connection couplings	S.S./Brass	DN80	600226968
LIN/LAR PN1 6	4.7m complete with connection couplings	S.S./Brass	DN80	600226969
LOX PN1 6	3.0m complete with connection couplings	S.S./Brass	DN80	600226970
LOX PN1 6	4.0m complete with connection couplings	S.S./Brass	DN80	600226971
LOX PN1 6	4.7m complete with connection couplings	S.S./Brass	DN80	600226972

Technical specification



CHARGING HOSES without connection couplings.

Type	Description	Material	Art.No
DN40 PN2 5	3.0m G1½" female sockets at both ends only	S.S.	600050818
DN40 PN2 5	4.0m G1½" female sockets at both ends only	S.S.	600052628
DN40 PN2 5	4.7m G1½" female sockets at both ends only	S.S.	600052746
DN40 PN4 0	3.0m G1½" female sockets at both ends only	S.S.	600061911
DN40 PN4 0	4.7m G1½" female sockets at both ends only	S.S.	600062226
DN40 PN4 0	6.0m G1½" female sockets at both ends only	S.S.	600063228
DN80 PN2 0	3.0m G3" female sockets at both ends only	S.S.	600041304
DN80 PN2 0	4.0m G3" female sockets at both ends only	S.S.	600226333
DN80 PN2 0	4,7m G3" female sockets at both ends only	S.S.	600041305

LNG connection components

Photo of a complete EIGA hose end coupling assembly.



Dimensional guide for flange and nipple pipe thread sizes (PCD=pitch circle dia.)

DN40 PN16 flanges: O/D 150 mm, screw holes PCD 110 mm, 4 holes Ø18 (M16)

Nipples for G1" and G1½" pipe threads

DN65 PN16 flanges: O/D 185 mm, screw holes PCD 145 mm, 4 holes Ø18 (M16)

Nipples for G2½" and G3" pipe threads

DN80 PN16 flanges: O/D 200 mm, screw holes PCD 160 mm, 8 holes Ø18 (M16)

Nipples for G2½" and G3" pipe threads

DN100 PN16 flanges: O/D 220 mm, screw holes PCD 180 mm, 8 holes Ø18 (M16)

Nipples for G3½" and G4" pipe threads

Flange PN16, complete with seals/gasket

Technical specification



Size	DN40	DN50	DN65	DN80	DN100
Part no.	600227159	600076269	600227167	600227168	600076270

Blind cap PN16



Size	DN40	DN50	DN65/80	DN100
Part no.	600227171	600076271	600227173	600076272

Nipple PN16




Size	DN40	DN50	DN65/80	DN100
Part no.	600227175	600227177	600227178	600227179

Nut (for coupling) PN16



Size	DN40	DN50	DN65/80	DN100
Part no.	600227180	600227181	600227184	600227185

Seal set (includes both inner & outer seal)



Size	DN40	DN50	DN65/80	DN100
Part no.	600227186	600076273	600227190	600076274

Blind plug for flange (Nut for coupling will be required, not included)



Size	DN40	DN65/80
Part no.	600227192	600227193

Blind plug for hose (Matl. brass)



Size	DN40	DN50	DN65/80	DN100
Part no.	600227195	600227196	600227197	600227198

Joint coupling for hose PN16 (complete with seals)



Size	DN40	DN65/80
Part no.	600227199	600227200

Technical specification

Flange gaskets



Size	DN40	DN65/80	DN80
Part no.	600227203	600227205	600227206

Adapter from DN65/80 hose to DN40 hose. Part no. 600227207



Hook wrench for couplings. Part no. 600227220



Claw coupling. (mostly for offshore). Part no. 600227221



Note;- claw coupling is manufactured after order, not in stock.
Please state which size is required.