

HOSE CONNECTIONS

Hose connections

Latest update 2016-05-12



DN40 O₂- Hose connection A1 DN40/PN40

| Type | Description | Material | Art. No |
|--------|----------------------------------|----------|-----------|
| LOX | Complete with strainer and cap * | Brass | 600051759 |
| LIN | Complete with strainer and cap * | Brass | 600051760 |
| LAR | Complete with strainer and cap * | Brass | 600029558 |
| HP LIN | Complete with strainer and cap * | Brass | 600061840 |

* M55x2 hole in flange, brazed fast.

Protective cap and strainer

| Type | Description | Material | Art. No |
|-----------|----------------|-----------|-----------|
| LOX | | Aluminium | 1000225 |
| LIN | | Aluminium | 1000222 |
| LAR | | Aluminium | 1000205 |
| HP LIN | | Aluminium | 600061815 |
| All gases | Strainer | SS | 1000251 |
| All gases | Retaining ring | | 1000253 |



DN40 CO₂- Hose connection A21, A22 DN40/PN40

| Type | Description | Material | Art. No |
|------------------|--|-----------|-----------|
| CO ₂ | AGA Standard cpl with strainer and cap * | Brass | 600053012 |
| N ₂ O | Complete with strainer and cap * | Brass | 600225465 |
| CO ₂ | AGA Sweden 1 1/4" thread | Brass | 600017648 |
| CO ₂ | AGA FI/EE/LT/LV (A21= 2 3/4") | Brass | 600016576 |
| CO ₂ | AGA FI/EE/LT/LV (A22 = 1 1/2") | Brass | 600059623 |
| | Protective cap | Aluminium | 1000271 |
| All gases | Strainer | SS | 1000251 |

* CO₂ (AGA std), N₂O ; - M55x2 hole in flange, brazed fast.

Technical specification

Hose connections




DN40 - Cryo standard flange connection DN40/PN40 Flange: Ø 150 / Ø110 mm

| Type | Description | Flange material | Hose Connection thread Ø | Thread direction | Neck length | Art. No |
|---------|-------------|-----------------|--------------------------|------------------|-------------|-----------|
| LOX | | SS | 60,0 | Right | 0 | 1000405 |
| LIN | | SS | 60,0 | Left | 0 | 600100911 |
| LAR | | SS | 66,0 | Left | 0 | 600101600 |
| HP LIN | | SS | 66,0 | Right | 0 | 1000406 |
| CO2 std | | SS | 60,0 | Right | 23,5 | 1000407 |
| CO2 | AGA SE Only | SS | | | | 1000408 |

DN50 - Standard flange connection DN50/PN40 Flange: Ø 165 / Ø125 mm (For larger LITS CO² tanks)

| Type | Description | Flange material | Hose Connection thread Ø | Thread direction | Neck length | Art.No |
|---------|-------------|-----------------|--------------------------|------------------|-------------|-----------|
| CO2 Std | | SS | 60,0 | Right | 23,5 | 600112684 |
| CO2 | AGA SE Only | SS | | | | 600112685 |




DN40 - Flanged EURO-connections DN40/PN40 Flange Ø150/ Ø110

| Type | Description | Flange material | Hose Connection thread Ø | Thread direction | Neck length | Art. No |
|---------|-------------|-----------------|--------------------------|------------------|-------------|-----------|
| LOX | | Brass | | | | 600043496 |
| LIN/LAR | | Brass | | | | 600043495 |
| Cu-ring | | Brass | | | | 600224758 |

DN65 PN25 Flange to EIGA hose connections

| Type | Description | Flange material | Hose Connection thread Ø | Thread direction | Neck length | Art. No |
|------|-------------|-----------------|--------------------------|------------------|-------------|-----------|
| LOX | | SS | | | | 600039626 |
| LIN | | SS | | | | 600039614 |
| LAR | | SS | | | | 600039625 |

Technical specification



DN65/DN80 Flange connection PN16/PN6

Flanges; DN65: Ø 190 / Ø 150 mm, DN80: Ø 185 / Ø 145, DN40: Ø 150 / Ø 110

| Type | Description | Flange material | Hose Connection thread Ø | Thread direction | Neck length | Art. No |
|---------|-------------|-----------------|--------------------------|------------------|-------------|-----------|
| LOX | DN80/PN6 | Brass | 100,0 | Right | 0 | 1000220 |
| LIN/LAR | DN80/PN6 | Brass | | Left | 0 | 1000221 |
| LOX | DN65/PN16* | SS | 100,0 | Right | 0 | 600102880 |
| LIN/LAR | DN65/PN16* | SS | | Left | 0 | 600102882 |
| LIN/LAR | DN40/PN16* | SS/brass | 100,0 | Left | 0 | 600226696 |

*Protective caps and strainer included



DN40/DN80 – Protective cap and strainer

| Type | Description | Material | Art. No |
|-----------|--|-----------|-----------|
| LOX | Protective cap DN40 | Aluminium | 1000225 |
| HP LIN | Protective cap DN40 | Aluminium | 600061815 |
| LIN/LAR | Protective cap DN40 | Aluminium | 1000222 |
| LAR | Protective cap DN40 | Aluminium | 1000205 |
| CO2 std | Protective cap DN40 | Aluminium | 1000271 |
| All gases | Strainer DN40 | | 1000251 |
| LOX | Protective cap, suits both DN80 & DN65 | Aluminium | 1000224 |
| LIN/LAR | Protective cap, suits both DN80 & DN65 | Aluminium | 1000223 |
| All gases | Strainer DN80 | | 1000272 |

Hose couplings



DN40/DN80 – Nut and Sleeve

| Type | Description | Material | Art. No |
|-----------|-------------------------------------|----------|-----------|
| LOX | Nipple/ DN40 | Brass | 1000226 |
| LIN | Nipple/ DN40 | Brass | 1000226 |
| LAR | Nipple/ DN40 including guide sleeve | Brass | 600035106 |
| CO2 | Nipple/ DN40 | Brass | 1000226 |
| HP LIN | Nipple/ DN40 including guide sleeve | Brass | 600035106 |
| All gases | Nipple/ DN80 | Brass | 600050448 |
| LOX | Nut/DN40 | Steel | 600050449 |
| LIN | Nut/DN40 | Steel | 600050466 |
| LAR | Nut/DN40 | Steel | 600029583 |
| CO2 | Nut/DN40 | Steel | 600053014 |
| HP LIN | Nut/DN40 | Steel | 600061800 |
| LOX | Nut/DN80 | Steel | 1000227 |
| LIN/LAR | Nut/DN80 | Steel | 1000228 |

DN40/DN80 - Hose coupling consisting of nut and sleeve

| Type | Description | Material | Art. No |
|---------|-------------|-------------|-----------|
| LOX | DN40 | Brass/Steel | 600013480 |
| LIN/LAR | DN40 | Brass/Steel | 600013481 |
| CO2 | DN40 | Brass/Steel | 600225139 |
| LOX | DN80 | Brass/Steel | 600013482 |
| LIN/LAR | DN80 | Brass/Steel | 600013483 |

Hose adapters



DN25/DN50 – For connection between two hoses

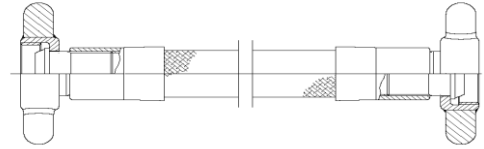
| Type | Description | Material | Art.No |
|--------|-------------|----------|-----------|
| LOX | DN25 - 50 | Brass | 600050498 |
| LIN | DN25 - 50 | Brass | 600050502 |
| LAR | DN25 - 50 | Brass | 600029713 |
| CO2 | DN25 | Brass | 600225334 |
| HP LIN | DN25 | Brass | 600061804 |



DN80 to DN40 – For connection between two different hose sizes

| Type | Description | Material | Art.No |
|------------|-------------------------|----------|-----------|
| LOX | DN80 to DN40 | Brass | 600225195 |
| LIN | DN80 to DN40 | Brass | 600053318 |
| LAR | DN80 to DN40 | Brass | 600035671 |
| LIN/HP LIN | LIN DN80 to HP LIN DN40 | Brass | 600113967 |

Hoses



CHARGING HOSES

| Type | Description | Material | Hose size | Art.No |
|----------|---|------------|-----------|-----------|
| LOX PN25 | 3.0m complete with connection couplings | S.S./Brass | DN40 | 600050312 |
| LOX PN25 | 4.0m complete with connection couplings | S.S./Brass | DN40 | 600226170 |
| LOX PN25 | 4.7m complete with connection couplings | S.S./Brass | DN40 | 600224785 |
| | | | | |
| LIN PN25 | 3.0m complete with connection couplings | S.S./Brass | DN40 | 600050320 |
| LIN PN25 | 4.0m complete with connection couplings | S.S./Brass | DN40 | 600226172 |
| LIN PN25 | 4.7m complete with connection couplings | S.S./Brass | DN40 | 600052745 |
| | | | | |
| CO2 PN25 | 3.0m complete with connection couplings | S.S./Brass | DN40 | 600226173 |

CHARGING HOSES including steering sleeves (steering sleeves are only present in LAR DN40 & HP LIN hoses).

| Type | Description | Material | Hose size | Art.No |
|-------------|---|------------|-----------|-----------|
| LAR PN25 | 3.0m complete with connection couplings | S.S./Brass | DN40 | 600029951 |
| LAR PN25 | 4.0m complete with connection couplings | S.S./Brass | DN40 | 600030543 |
| LAR PN25 | 4.7m complete with connection couplings | S.S./Brass | DN40 | 600030545 |
| | | | | |
| HP LIN PN40 | 3.0m complete with connection couplings | S.S./Brass | DN40 | 600061910 |
| HP LIN PN40 | 4.7m complete with connection couplings | S.S./Brass | DN40 | 600062227 |
| HP LIN PN40 | 6.0m complete with connection couplings | S.S./Brass | DN40 | 600063225 |

CHARGING HOSES

Technical specification

| Type | Description | Material | Hose size | Art.No |
|---------------------|---|------------|-----------|-----------|
| LIN/LAR PN1 6 | 3.0m complete with connection couplings | S.S./Brass | DN80 | 600226966 |
| LIN/LAR PN1 6 | 4.0m complete with connection couplings | S.S./Brass | DN80 | 600226968 |
| LIN/LAR PN1 6 | 4.7m complete with connection couplings | S.S./Brass | DN80 | 600226969 |
| | | | | |
| LOX PN1 6 | 3.0m complete with connection couplings | S.S./Brass | DN80 | 600226970 |
| LOX PN1 6 | 4.0m complete with connection couplings | S.S./Brass | DN80 | 600226971 |
| LOX PN1 6 | 4.7m complete with connection couplings | S.S./Brass | DN80 | 600226972 |

Technical specification



CHARGING HOSES without connection couplings.

| Type | Description | Material | Art.No |
|------------------|--|----------|-----------|
| DN40 PN2 5 | 3.0m G1½" female sockets at both ends only | S.S. | 600050818 |
| DN40 PN2 5 | 4.0m G1½" female sockets at both ends only | S.S. | 600052628 |
| DN40 PN2 5 | 4.7m G1½" female sockets at both ends only | S.S. | 600052746 |
| DN40 PN4 0 | 3.0m G1½" female sockets at both ends only | S.S. | 600061911 |
| DN40 PN4 0 | 4.7m G1½" female sockets at both ends only | S.S. | 600062226 |
| DN40 PN4 0 | 6.0m G1½" female sockets at both ends only | S.S. | 600063228 |
| DN80 PN2 0 | 3.0m G3" female sockets at both ends only | S.S. | 600041304 |
| DN80 PN2 0 | 4.0m G3" female sockets at both ends only | S.S. | 600226333 |
| DN80 PN2 0 | 4,7m G3" female sockets at both ends only | S.S. | 600041305 |

LNG connection components

Photo of a complete EIGA hose end coupling assembly.



Dimensional guide for flange and nipple pipe thread sizes (PCD=pitch circle dia.)

DN40 PN16 flanges: O/D 150 mm, screw holes PCD 110 mm, 4 holes Ø18 (M16)

Nipples for G1" and G1½" pipe threads

DN65 PN16 flanges: O/D 185 mm, screw holes PCD 145 mm, 4 holes Ø18 (M16)

Nipples for G2½" and G3" pipe threads

DN80 PN16 flanges: O/D 200 mm, screw holes PCD 160 mm, 8 holes Ø18 (M16)

Nipples for G2½" and G3" pipe threads

DN100 PN16 flanges: O/D 220 mm, screw holes PCD 180 mm, 8 holes Ø18 (M16)

Nipples for G3½" and G4" pipe threads

Flange PN16, complete with seals/gasket

Technical specification



| | | | | | |
|----------|-----------|-----------|-----------|-----------|-----------|
| Size | DN40 | DN50 | DN65 | DN80 | DN100 |
| Part no. | 600227159 | 600076269 | 600227167 | 600227168 | 600076270 |

Blind cap PN16



| | | | | |
|----------|-----------|-----------|-----------|-----------|
| Size | DN40 | DN50 | DN65/80 | DN100 |
| Part no. | 600227171 | 600076271 | 600227173 | 600076272 |

Nipple PN16



| | | | | |
|----------|-----------|-----------|-----------|-----------|
| Size | DN40 | DN50 | DN65/80 | DN100 |
| Part no. | 600227175 | 600227177 | 600227178 | 600227179 |


Nut (for coupling) PN16



| | | | | |
|----------|-----------|-----------|-----------|-----------|
| Size | DN40 | DN50 | DN65/80 | DN100 |
| Part no. | 600227180 | 600227181 | 600227184 | 600227185 |

Technical specification

Seal set (includes both inner & outer seal)



| | | | | |
|----------|-----------|-----------|-----------|-----------|
| Size | DN40 | DN50 | DN65/80 | DN100 |
| Part no. | 600227186 | 600076273 | 600227190 | 600076274 |

Blind plug for flange (Nut for coupling will be required, not included)



| | | |
|----------|-----------|-----------|
| Size | DN40 | DN65/80 |
| Part no. | 600227192 | 600227193 |

Blind plug for hose (Matl. brass)



| | | | | |
|----------|-----------|-----------|-----------|-----------|
| Size | DN40 | DN50 | DN65/80 | DN100 |
| Part no. | 600227195 | 600227196 | 600227197 | 600227198 |

Joint coupling for hose PN16 (complete with seals)



| | | |
|----------|-----------|-----------|
| Size | DN40 | DN65/80 |
| Part no. | 600227199 | 600227200 |

Flange gaskets



| | | | |
|----------|-----------|-----------|-----------|
| Size | DN40 | DN65/80 | DN80 |
| Part no. | 600227203 | 600227205 | 600227206 |

Adapter from DN65/80 hose to DN40 hose. Part no. 600227207



Hook wrench for couplings. Part no. 600227220



Claw coupling. (mostly for offshore). Part no. 600227221



Note;- claw coupling is manufactured after order, not in stock.
Please state which size is required.